

cApStAn SA
Chaussée de La Hulpe 268
1170 Brussels
Belgium
VAT: BE0890600946

KnowSystem navigation (public, default website)

KnowSystem Home

KnowSystem Navigation

The screenshot shows the KnowSystem Home page interface. Callouts highlight the following features:

- Link to Odoo Home:** A button in the top navigation bar.
- Link to KnowSystem Home:** A button in the top navigation bar.
- Sort By: Title:** A dropdown menu for sorting articles.
- Filter By: All:** A dropdown menu for filtering articles.
- Search:** A search input field.
- Sections:** A sidebar with checkboxes for 'General' and 'PaRIS'.
- We recommend to sort by Title:** A callout pointing to the 'Sort By' dropdown.
- You can search articles by key words:** A callout pointing to the search input field.
- You can narrow your search by selecting sections:** A callout pointing to the 'Sections' sidebar.

The main content area displays an article titled "1. About PaRIS" with the subtitle "about the survey".

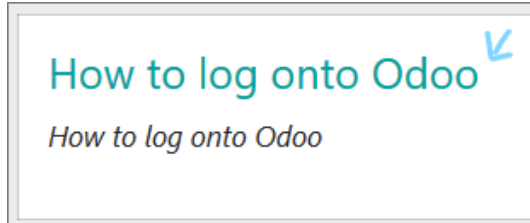
- **Odoo:** web-based package of various business applications (e.g. for project management, accounting, knowledge management, etc.)
- **KnowSystem:** place where users can access the articles which cApStAn shared with them

The sections you will see on the right side of the page are those that contain the articles that are shared with you.

When all sections (and sub-sections) are un-ticked, all articles will be displayed in the list of articles. If you select one section, only the articles of that section will be displayed.

Inside the article

Click on the title of the article to view the content.



To move to another article, click "KnowSystem" button to go back.

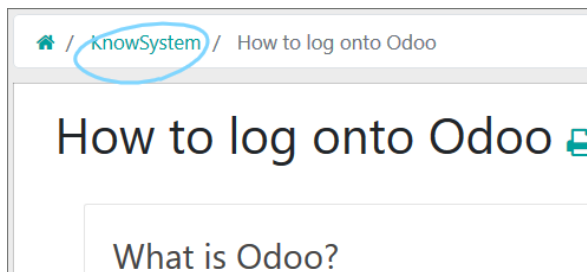
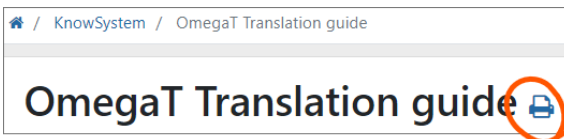


Table of contents

If you want to make use of Table of contents, in order to **jump from one section to another more easily**, you can print (print online) this user guide in **PDF**.

Click on a printer icon:



Click on "Document outline" and expand the sections by clicking on the arrows.

